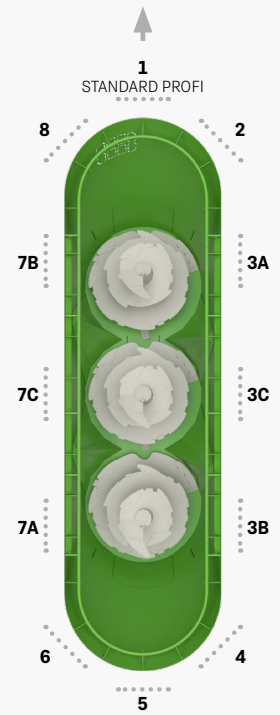
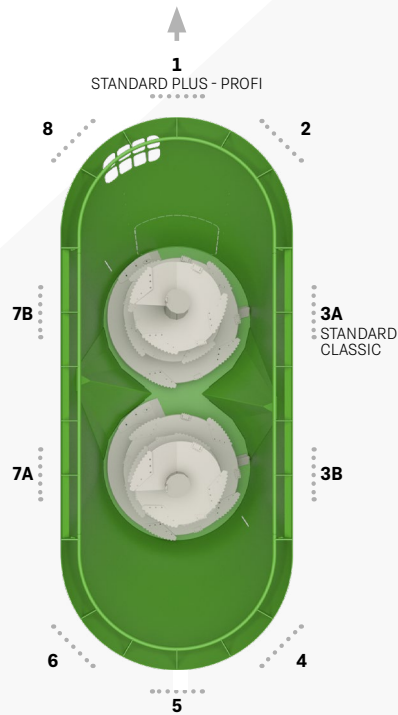
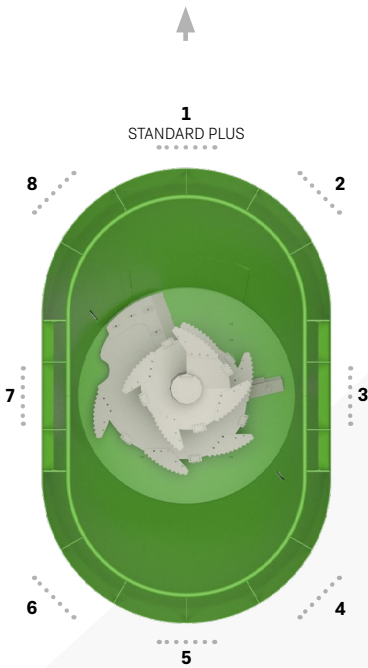


TECHNICAL SHEET

TRAILED TPF



It brings to the attention of all potential customers, all recipients, and to the maximum extent possible, external interlocutors, that Faresin Industries S.p.A. adopts a general Disclaimer regarding the description of the technical and functional characteristics of its machineries, as well as the manner of their use, also with regard to their safety. The Disclaimer must be understood as having a general scope, and therefore Faresin Industries s.p.a. invites to know it, also by accessing the website: www.faresindustries.com



FARESIN.COM



MODELS		1.5	1.7	1.9	1.11	1.14	1.17
CONFIGURATION							
TPF Classic		●	●	●	●	-	-
TPF Plus		-	-	-	●	●	●
TPF Profi		-	-	-	-	-	-
PERFORMANCE							
Required power	kW/hp	37 - 50	37 - 50	37 - 50	51 - 70	62 - 85	62 - 85
Capacity	m³	5	7	9	11	14	17
Power take-off	rpm	540	540	540	540	540	540
DIMENSIONS							
[A] total length	mm	3750	4250	4350	5484	5620	5850
[B] height	mm	2050	2370	2620	2880	3290	3380
[C] width	mm	2200	2200	2200	2300	2300	2500
[D] outside wheels	mm	1500	1770	1770	2030	2030	2030
[E] unloading height	mm	430	790	790	620	620	620
[F] drawbar axle length	mm	3410	3160	3160	3891	3891	3891
WEIGHT							
Unladen weight	kg	1720	2400	2600	4200	4700	5100
Maximum capacity	kg	1750	2400	3150	3850	4900	5950

MODELS		2.12	2.14	2.16	2.18	2.20	2.22	2.24	2.26	2.30
CONFIGURATION										
TPF Classic		●	●	●	●	●	●	●	-	-
TPF Plus		●	●	●	●	●	●	●	●	●
TPF Profi		-	-	-	●	●	●	●	●	●
PERFORMANCE										
Required power	kW/hp	66 - 90	50 - 68	55 - 75	60 - 81	66 - 90	66 - 90	72 - 98	74 - 100	100 - 136
Capacity	m³	12	14	16	18	20	22	24	26	30
Power take-off	rpm	540	540	540	540	540	540	540	540	540
DIMENSIONS										
[A] total length	mm	7190	7257	7630	7690	7750	7800	7850	7906	8006
[B] height	mm	2410	2610	2535	2740	2900	3060	3220	3370	3670
[C] width	mm	2200	2200	2400	2400	2400	2400	2400	2330	2330
[D] outside wheels	mm	2070	2070	2070	2330	2330	2330	2330	2330	2330
[E] unloading height	mm	820	820	820	820	820	820	820	775	775
[F] drawbar axle length	mm	5091	5091	5091	5091	5091	5091	5091	4497	4497
WEIGHT										
Unladen weight	kg	5800	6000	6905	8400	8550	8775	8925	9085	9495
Maximum capacity	kg	4200	4900	5600	6300	7000	7700	8400	9100	10500

MODELS		3.30	3.36	3.40
CONFIGURATION				
TPF Classic		-	-	-
TPF Plus		-	-	-
TPF Profi		●	●	●
PERFORMANCE				
Required power	kW/hp	110-150	132-180	150-204
Capacity	m³	36	40	46
Power take-off	rpm	540	540	540
DIMENSIONS				
[A] total length	mm	10215	10400	10500
[B] height	mm	3230	3210	3395
[C] width	mm	2400	2550	2550
[D] outside wheels	mm	2230	2230	2230
[E] unloading height	mm	1000	1000	1000
[F] drawbar axle length	mm	5300	5300	5300
WEIGHT				
Unladen weight	kg	14450	15650	15800
Maximum capacity	kg	12600	14000	16100